

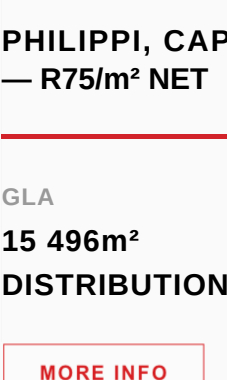
2 WESTERN CAPE
Vacancies

15 GAUTENG
Development Opportunities
Speculative Builds
Vacancies

10
3
2

WESTERN CAPE

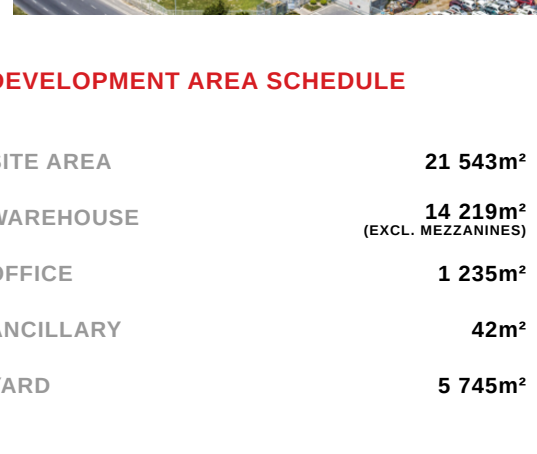
UNDER OFFER



PHILIPPI, CAPE TOWN
— R75/m² NET

GLA
15 496m²
DISTRIBUTION CENTRE

[MORE INFO](#) [CONTACT US](#)



DEVELOPMENT AREA SCHEDULE

SITE AREA	21 543m ²
WAREHOUSE	14 219m ² <small>(EXCL. MEZZANINES)</small>
OFFICE	1 235m ²
ANCILLARY	42m ²
YARD	5 745m ²

AVAILABLE: 1 AUGUST 2024



EQUITES PAROW DC
— R90/m² NET

GLA
17 658m²
DISTRIBUTION CENTRE

[MORE INFO](#) [CONTACT US](#)



DEVELOPMENT AREA SCHEDULE

SITE AREA	29 811m ²
WAREHOUSE	17 000m ²
OFFICE	600m ²
ANCILLARY	58m ²
CANOPY	976m ²
YARD	5 900m ²

AVAILABLE: 1 AUGUST 2024



TOWER ROAD, THUNDER CITY
— R95/m² NET

GLA
9 518m²
DISTRIBUTION CENTRE

[MORE INFO](#) [CONTACT US](#)



DEVELOPMENT AREA SCHEDULE

WAREHOUSE	6 960m ²
OFFICES*	2 514m ²
ANCILLARY	44m ²
PARKING	66 Bays

*GF OFFICES CAN BE CONVERTED INTO ADDITIONAL WAREHOUSE GLA

GAUTENG

DEVELOPMENT OPPORTUNITY



EQUITES PARK - MEADOWVIEW S5
— R90/m² NET

GLA
14 269m²
DISTRIBUTION CENTRE

[MORE INFO](#) [CONTACT US](#)



P-GRADE INDUSTRIAL & LOGISTICS PROPERTIES

SITE 5 AREA BREAKDOWN

SITE AREA	26 854m ²
WAREHOUSE	13 163m ²
OFFICE	1 043m ²
ANCILLARY	63m ²
TOTAL GLA	14 269m ²
CANOPY	2 000m ²
YARD	5 109m ²

AVAILABLE: 1 NOVEMBER 2024



EQUITES PARK - MEADOWVIEW S6
— R95/m² NET

GLA
5 393m²
DISTRIBUTION CENTRE

[MORE INFO](#) [CONTACT US](#)

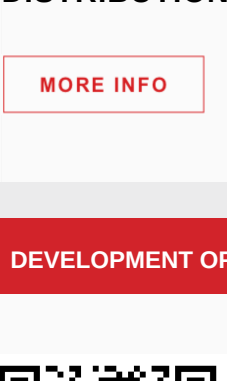


P-GRADE INDUSTRIAL & LOGISTICS PROPERTIES

SITE 6 AREA BREAKDOWN

SITE AREA	9 806m ²
WAREHOUSE	4 788m ²
OFFICE	542m ²
ANCILLARY	63m ²
TOTAL GLA	5 393m ²
CANOPY	288m ²
YARD	2 028m ²

AVAILABLE: 1 OCTOBER 2024



EQUITES PARK - MEADOWVIEW S9
— R95/m² NET

GLA
7 719m²
DISTRIBUTION CENTRE

[MORE INFO](#) [CONTACT US](#)



P-GRADE INDUSTRIAL & LOGISTICS PROPERTIES

SITE 9 AREA BREAKDOWN

SITE AREA	15 166m ²
WAREHOUSE	7 164m ²
OFFICE	492m ²
ANCILLARY	63m ²
TOTAL GLA	7 719m ²
CANOPY	1 267m ²
PARKING	52

AVAILABLE: 1 DECEMBER 2024



EQUITES PARK - MEADOWVIEW S10
— R95/m² NET

GLA
7 301m²
DISTRIBUTION CENTRE

[MORE INFO](#) [CONTACT US](#)

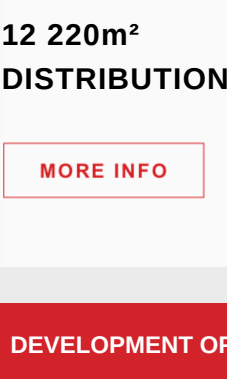


P-GRADE INDUSTRIAL & LOGISTICS PROPERTIES

SITE 10 AREA BREAKDOWN

SITE AREA	15 756m ²
WAREHOUSE	6 738m ²
OFFICE	500m ²
ANCILLARY	63m ²
TOTAL GLA	7 301m ²
CANOPY	1 304m ²
PARKING	54


DEVELOPMENT OPPORTUNITY



EQUITES PARK - RIVERFIELDS I
— R90/m² NET

GLA
25 750m²
DISTRIBUTION CENTRE


[MORE INFO](#) [CONTACT US](#)



DEVELOPMENT AREA SCHEDULE

SITE AREA	46 481m ²
WAREHOUSE	25 000m ²
OFFICE	750m ²

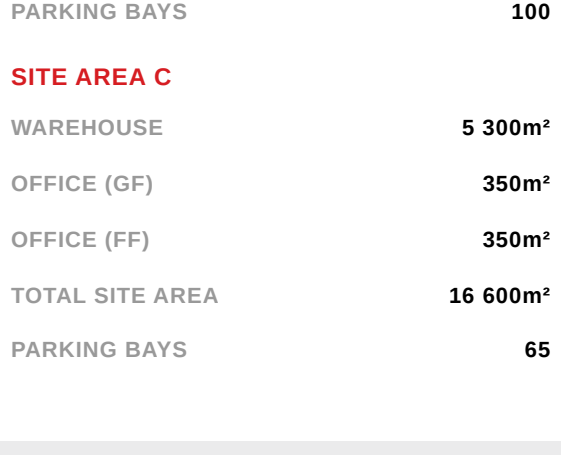
DEVELOPMENT OPPORTUNITY



EQUITES PARK - RIVERFIELDS III
— R90/m² NET

GLA
80 000m²
DISTRIBUTION CENTRE

[MORE INFO](#) [CONTACT US](#)



P-GRADE INDUSTRIAL & LOGISTICS PROPERTIES

SITE AREA A

WAREHOUSE	25 600m ²
OFFICE (GF)	1 280m ²
TOTAL SITE AREA	59 900m ²

SITE AREA B

WAREHOUSE	22 000m ²
OFFICE (GF)	1 100m ²
TOTAL SITE AREA	39 810m ²

SITE AREA C

WAREHOUSE	28 000m ²
OFFICE (GF)	1 400m ²
TOTAL SITE AREA	52 520m ²

DEVELOPMENT OPPORTUNITY

EQUITES JET PARK
— R90/m² NET

GLA
20 000m²
DEVELOPMENT OPPORTUNITY

[MORE INFO](#) [CONTACT US](#)

LOGISTICS PROPERTIES

OPTION 3

LAND AREA	18 339m ²
POTENTIAL GLA	8 500m ²

OPTION 5

LAND AREA	21 872m ²
POTENTIAL GLA	10 000m ²

AVAILABLE: 1 DECEMBER 2024

EQUITES PARK - LORDS VIEW S2
— R85/m² NET

GLA
12 220m²
DISTRIBUTION CENTRE

[MORE INFO](#) [CONTACT US](#)

AREA SCHEDULE

WAREHOUSE	11 558m ²
OFFICE	531m ²
ANCILLARY	131m ²
TOTAL GLA	12 220m ²
CANOPY	1 289m ²
YARD	6 704m ²

DEVELOPMENT OPPORTUNITY

EQUITES PARK - LORDS VIEW S3
— R85/m² NET

GLA
43 550m²
DEVELOPMENT OPPORTUNITY

[MORE INFO](#) [CONTACT US](#)

LOGISTICS PROPERTIES

SITE AREA A

WAREHOUSE	21 950m ²
OFFICE (GF)	600m ²
OFFICE (FF)	600m ²
TOTAL SITE AREA	46 100m ²
PARKING BAYS	150

SITE AREA B

WAREHOUSE	23 700m ²
OFFICE (GF)	350m ²
OFFICE (FF)	350m ²
TOTAL SITE AREA	28 015m ²
PARKING BAYS	100

SITE AREA C

WAREHOUSE	5 300m ²
OFFICE (GF)	350m ²
OFFICE (FF)	350m ²
TOTAL SITE AREA	16 600m ²
PARKING BAYS	65

AVAILABLE IMMEDIATELY

TUNNEY RIDGE BUSINESS PARK
— R65/m² NET

GLA
3 348m²
DISTRIBUTION CENTRE

[MORE INFO](#) [CONTACT US](#)

AREA SCHEDULE

WAREHOUSE	2 374m ²
OFFICE	974m ²

CAPE TOWN (HEAD OFFICE) JOHANNESBURG LONDON (UK OFFICE)

+27 21 460 0404
14th Floor, Portside Tower
4 Bree Street, Cape Town, 8001,
South Africa

+27 10 286 0469
4 Meadowview Lane, Equites
Park, Meadowview, Linbro Park,
2065, South Africa

+44 78 2639 8676
Suite 31 Lumonics House, Valley,
Drive Swift Valley Industrial, Estate
Rugby, CV21 1TQ, England

